



BEWERKINGEN TOT 20 ZONDER BRUG

Correctiesleutel

**Meester Warre**  
www.meesterwarre.be





@meester\_warre



Meester Warre



Optellen tot 20 (T + E en TE + E)

1. Hoeveel samen?




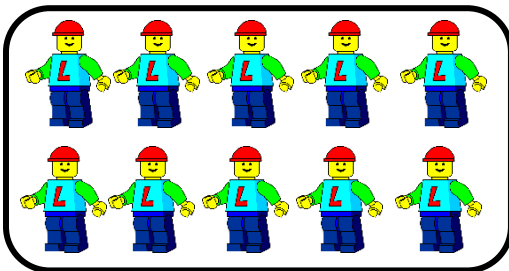
$10 + 4 = 14$

$4 + 10 = 14$





$10 + 7 = 17$

$7 + 10 = 17$




$10 + 2 = 12$

$2 + 10 = 12$



$10 + 5 = 15$


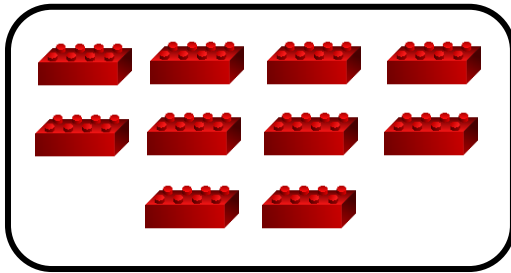
$5 + 10 = 15$



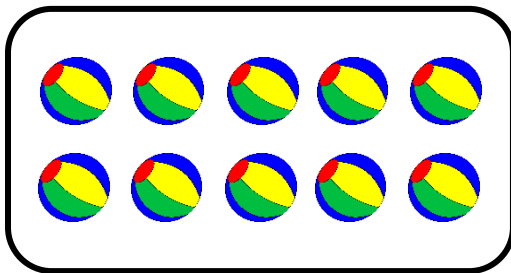
$10 + 9 = 19$

$9 + 10 = 19$

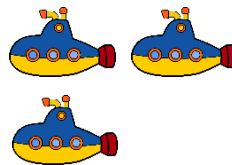
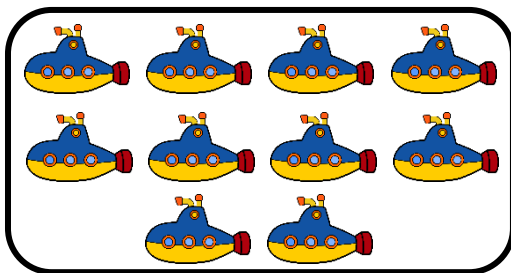
2. Hoeveel samen? Vul in.





$$10 + 4 = 14$$



$$10 + 1 = 11$$



$$10 + 3 = 13$$



$$10 + 10 = 20$$

3. Los op.

$$10 + 7 = 17$$

$$9 + 10 = 19$$

$$10 + 5 = 15$$

$$10 + 1 = 11$$

$$10 + 3 = 13$$

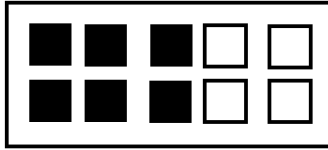

$$8 + 10 = 18$$

$$4 + 10 = 14$$



$$2 + 10 = 12$$

$$10 + 10 = 20$$



4. Kleur en los op.



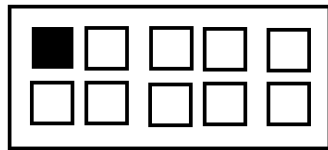

$$10 + 6 = 16$$





$$10 + 9 = 19$$



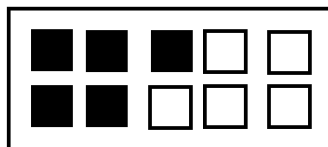

$$10 + 10 = 20$$



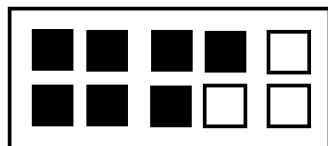

$$10 + 1 = 11$$



$$10 + 8 = 18$$

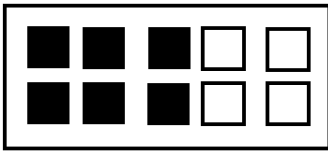


$$10 + 5 = 15$$




$$10 + 7 = 17$$

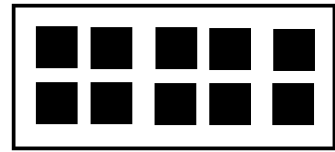
5. Kleur bij. Hoeveel samen? Vul in.



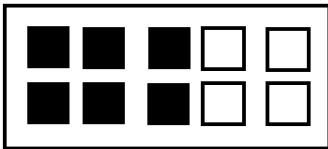

$$4 + 2 = 6$$




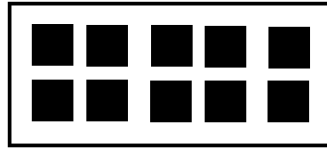
$$2 + 7 = 9$$





$$7 + 3 = 10$$



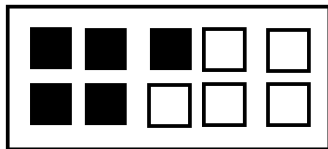
$$14 + 2 = 16$$




$$12 + 7 = 19$$




$$17 + 3 = 20$$



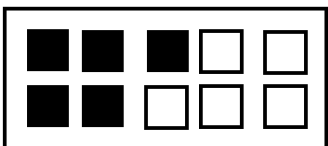

$$1 + 4 = 5$$





$$5 + 3 = 8$$





$$8 + 0 = 8$$



$$11 + 4 = 15$$



$$15 + 3 = 18$$



$$18 + 0 = 18$$

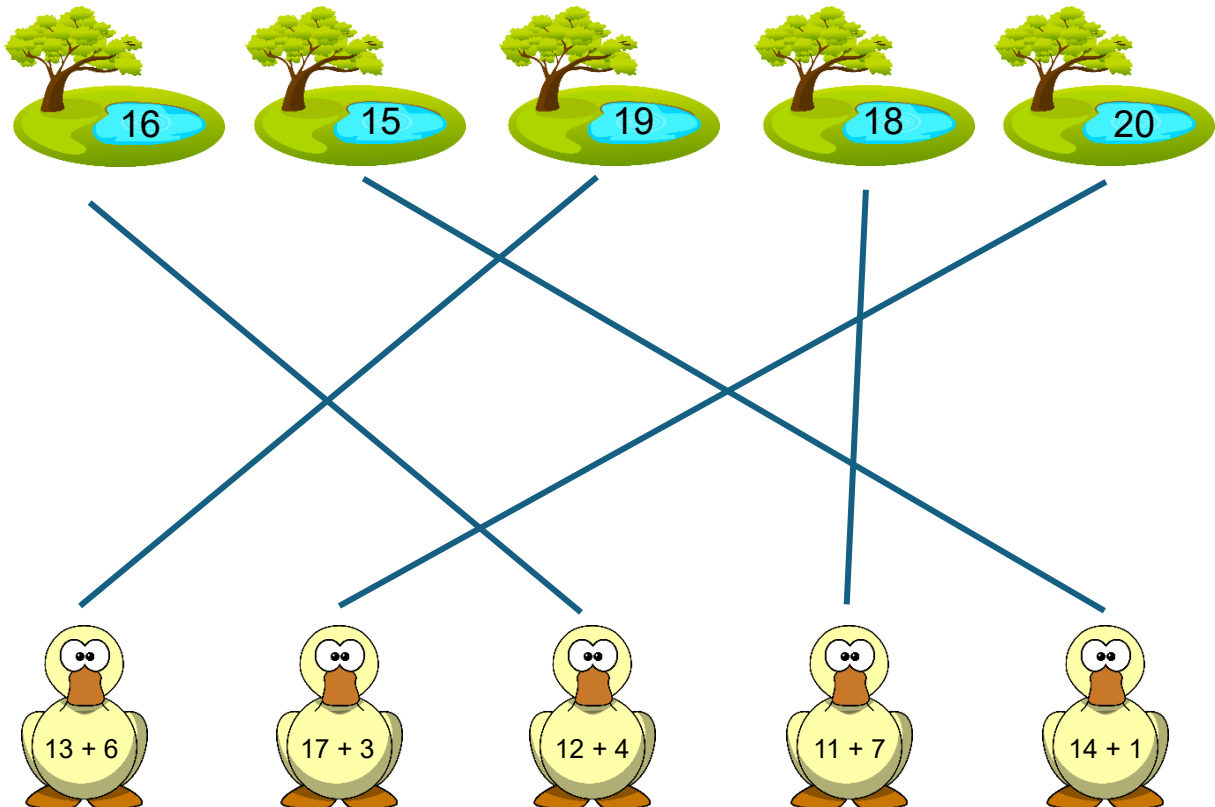
6. Los op.

$$17 + 2 = 19$$
$$15 + 3 = 18$$
$$14 + 1 = 15$$
$$11 + 4 = 15$$
$$16 + 4 = 20$$

$$4 + 13 = 17$$
$$6 + 12 = 18$$
$$10 + 7 = 17$$
$$14 + 4 = 18$$
$$18 + 1 = 19$$

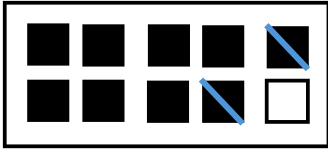
$$9 + 10 = 19$$
$$13 + 6 = 19$$
$$11 + 8 = 19$$
$$12 + 6 = 18$$
$$13 + 2 = 15$$

7. Wat hoort bij elkaar? Verbind.

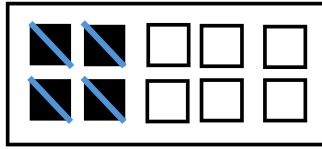


## Aftrekken tot 20 (TE - E)

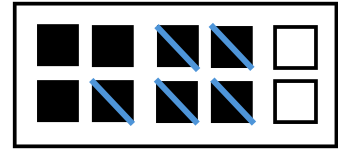
1. Doorstreep en los op.




$$9 - 2 = 7$$




$$4 - 4 = 0$$




$$8 - 5 = 3$$



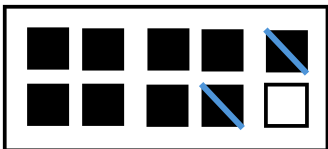
$$19 - 2 = 17$$



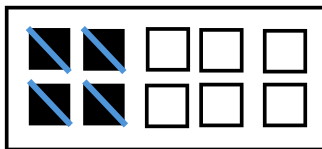
$$14 - 4 = 10$$




$$18 - 5 = 13$$



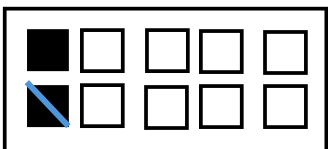
$$19 - 2 = 17$$




$$14 - 4 = 10$$



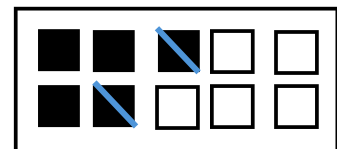
$$18 - 5 = 13$$




$$2 - 1 = 1$$




$$7 - 5 = 2$$




$$5 - 2 = 3$$



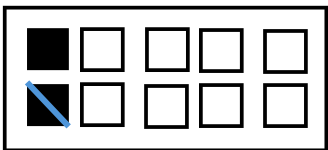
$$12 - 1 = 11$$



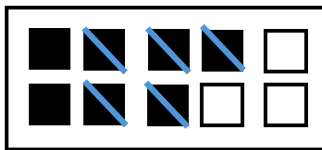
$$17 - 5 = 12$$



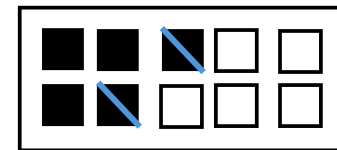
$$15 - 2 = 13$$



$$12 - 1 = 11$$

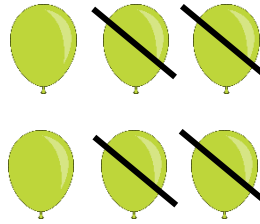



$$17 - 5 = 12$$





$$15 - 2 = 13$$



2. Los op.





$$16 - 4 = 12$$



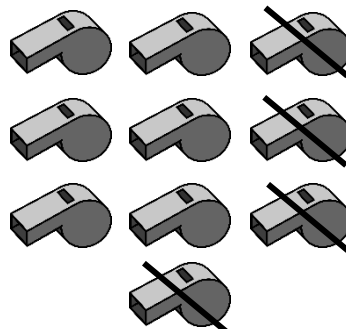
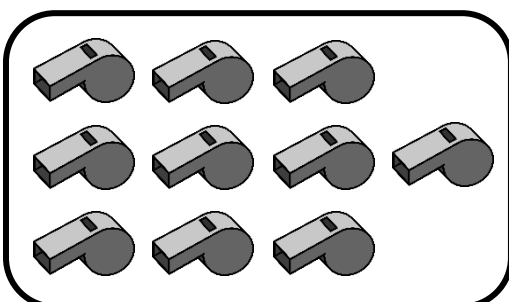
$$19 - 6 = 13$$



$$13 - 3 = 10$$

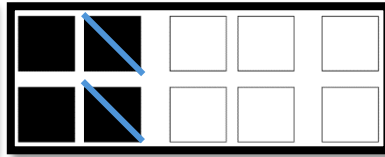



$$16 - 5 = 11$$

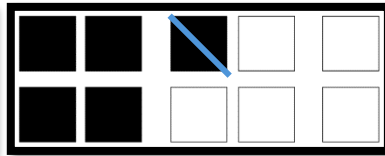



$$20 - 4 = 16$$

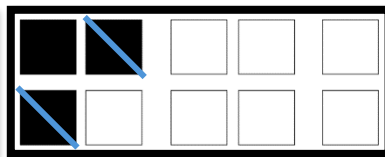

3. Doorstreep en los op.



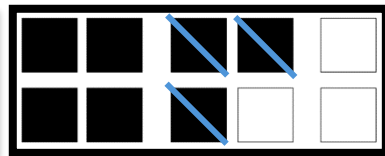

$$14 - 2 = 12$$



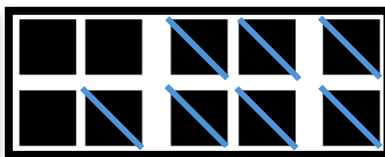

$$15 - 1 = 14$$



$$13 - 2 = 11$$

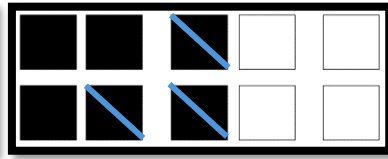



$$17 - 3 = 14$$





$$20 - 7 = 13$$

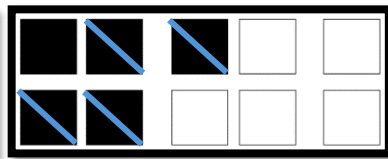

4. Vul de bewerking in en los op.





$$16 - 3 = 13$$





$$19 - 5 = 14$$



$$15 - 4 = 11$$



$$18 - 6 = 12$$



$$20 - 5 = 15$$

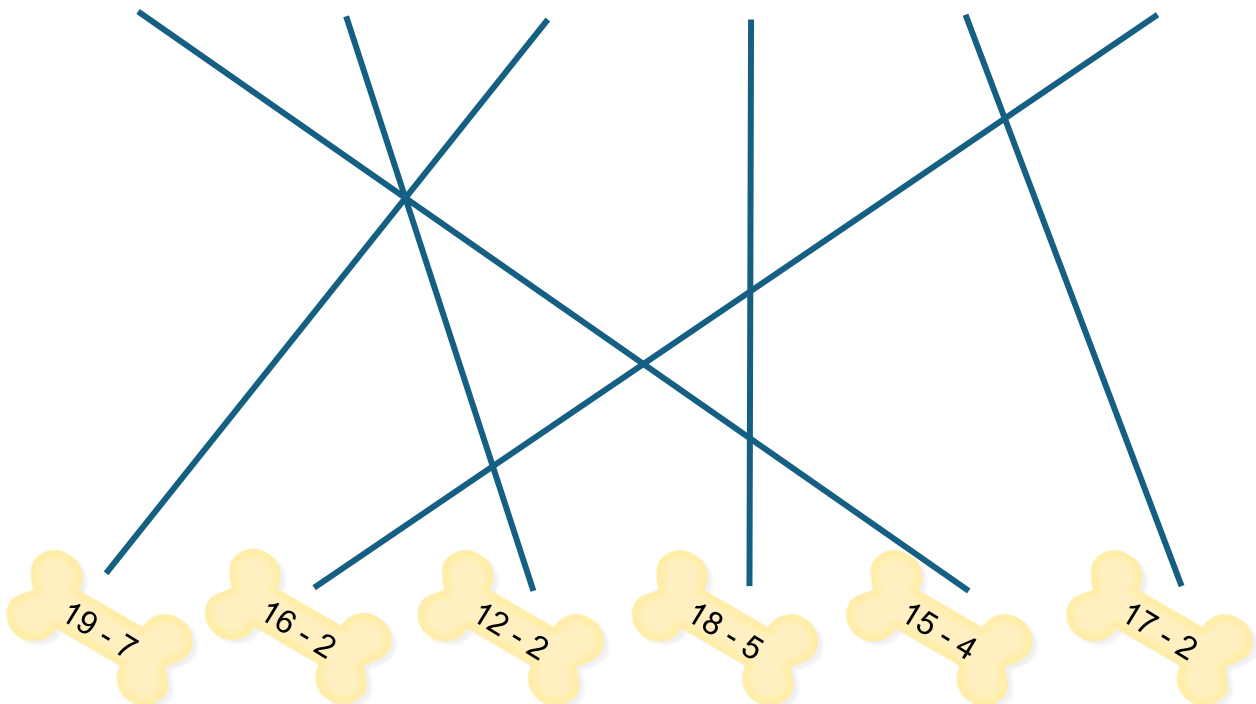
5. Los op.

$$18 - 4 = 14$$
$$13 - 2 = 11$$
$$14 - 4 = 10$$
$$15 - 1 = 14$$

$$19 - 5 = 14$$
$$17 - 6 = 11$$
$$16 - 2 = 14$$
$$12 - 2 = 10$$

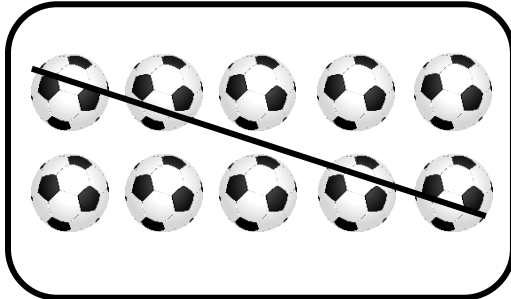
$$18 - 6 = 12$$
$$14 - 1 = 13$$
$$17 - 2 = 15$$
$$19 - 7 = 12$$

6. Wat hoort bij elkaar? Verbind.




Af trekken tot 20 (TE - T)


1. Los op.



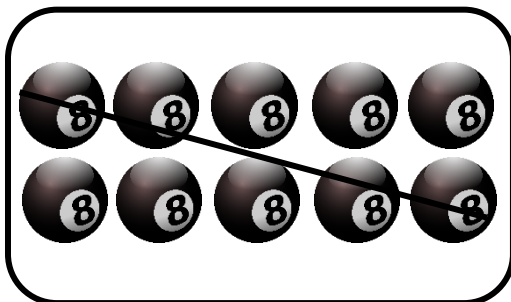
$$17 - 10 = 7$$



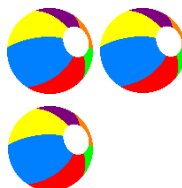
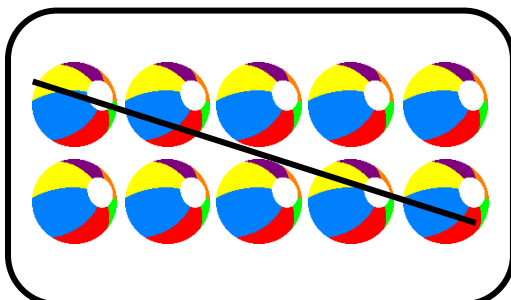
$$15 - 10 = 5$$



$$18 - 10 = 8$$




$$14 - 10 = 4$$

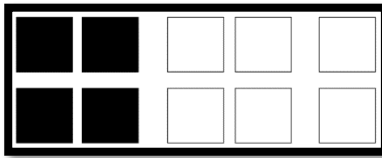



$$13 - 10 = 3$$



2. Doorstreek en los op.




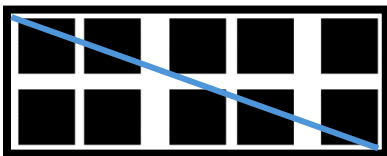
$$18 - 10 = 8$$



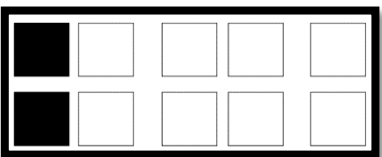
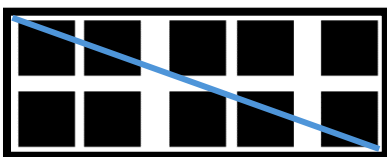
$$14 - 10 = 4$$



$$20 - 10 = 10$$

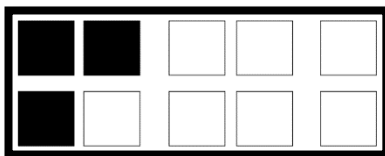
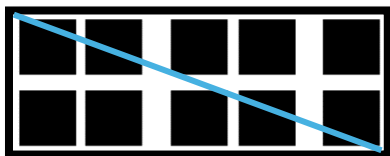


$$19 - 10 = 9$$

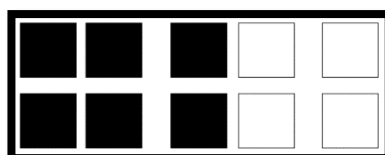


$$12 - 10 = 2$$

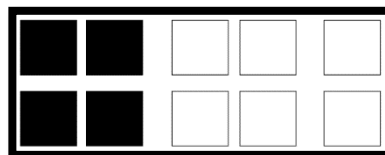
3. Vul de bewerking in en los op.



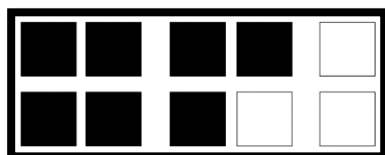
$$13 - 10 = 3$$



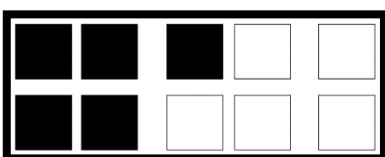
$$16 - 10 = 6$$



$$14 - 10 = 4$$



$$17 - 10 = 7$$



$$15 - 10 = 5$$


4. Los op.

$$19 - 10 = 9$$
$$11 - 10 = 1$$
$$16 - 10 = 6$$
$$18 - 10 = 8$$

$$13 - 10 = 3$$
$$17 - 10 = 7$$
$$12 - 10 = 2$$
$$10 - 10 = 0$$


$$14 - 10 = 4$$
$$20 - 10 = 10$$
$$15 - 10 = 5$$
$$20 - 20 = 0$$

5. Wat hoort bij elkaar? Verbind.

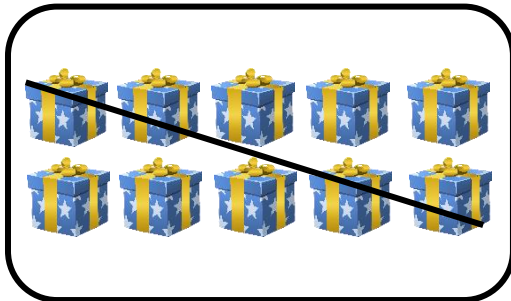


Aftrekken tot 20 (TE - TE)

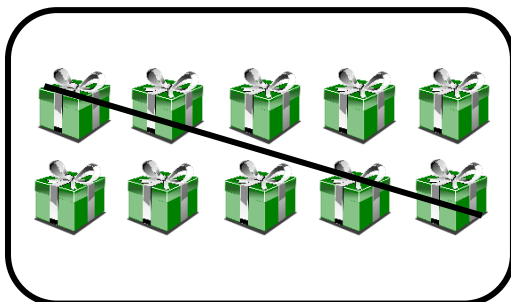
1. Los op.



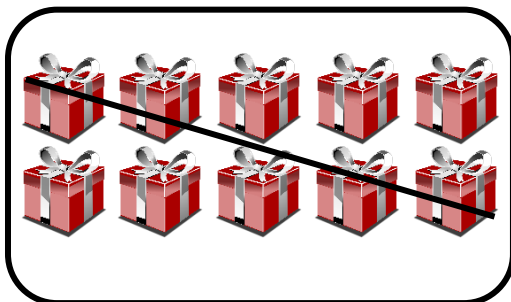
$$14 - 11 = 3$$




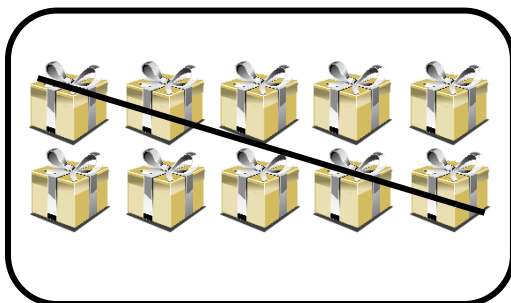
$$17 - 13 = 4$$



$$19 - 18 = 1$$





$$14 - 13 = 1$$

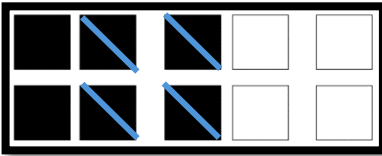


$$16 - 13 = 3$$

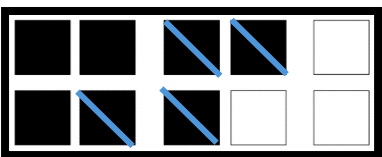
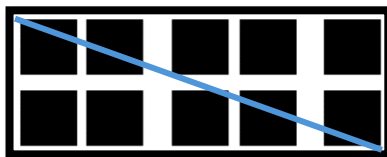
3. Doorstreek en los op.



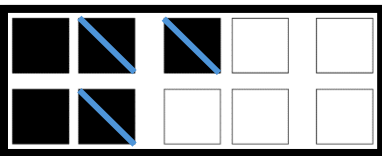
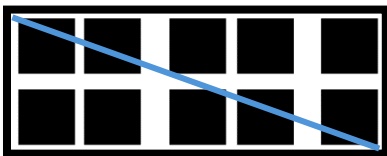
$$18 - 13 = 5$$




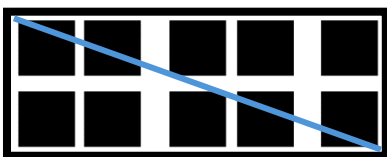
$$16 - 14 = 2$$



$$17 - 14 = 3$$

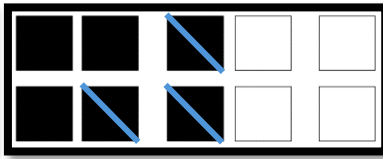



$$15 - 13 = 2$$

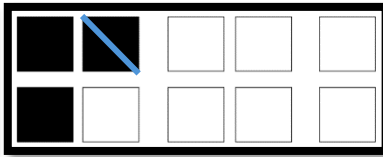


$$19 - 11 = 8$$

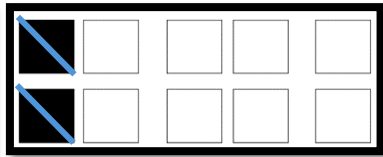
4. Vul de bewerking in en los op.



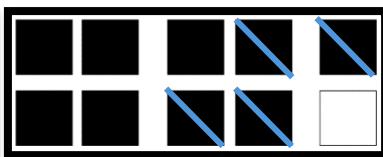
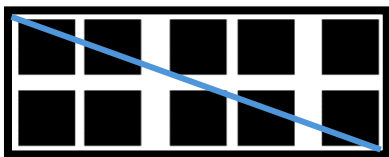
$$16 - 13 = 3$$



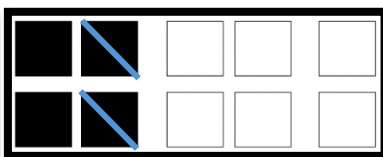
$$13 - 11 = 2$$



$$12 - 12 = 0$$



$$19 - 4 = 5$$



$$14 - 2 = 2$$

5. Los op.

$18 - 13 = 5$

$16 - 15 = 1$

$18 - 15 = 3$

$15 - 13 = 2$

$17 - 15 = 2$

$17 - 14 = 3$

$12 - 11 = 1$

$13 - 13 = 0$

$16 - 13 = 3$

$19 - 19 = 0$

$14 - 11 = 3$

$19 - 17 = 2$

$13 - 12 = 1$

$18 - 17 = 1$

$18 - 14 = 4$

$15 - 11 = 4$

$16 - 14 = 2$

$18 - 11 = 7$

$16 - 12 = 4$

$19 - 17 = 2$

$19 - 13 = 6$

$13 - 12 = 1$

$17 - 13 = 4$

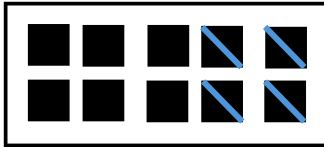
$18 - 12 = 6$

6. Wat hoort bij elkaar? Verbind.

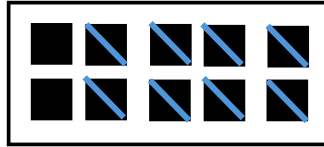


Aftrekken tot 20 (20 - TE)

1. Doorstreep en los op.



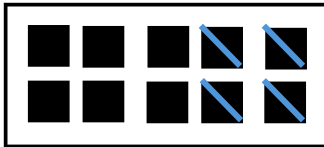



$$10 - 4 = 6$$




$$10 - 8 = 2$$



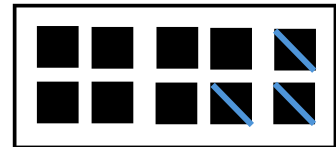
$$10 - 3 = 7$$




$$20 - 4 = 16$$




$$20 - 8 = 12$$




$$20 - 3 = 17$$




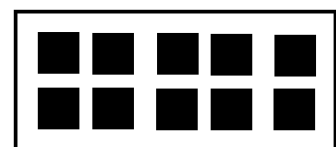


$$10 - 2 = 8$$



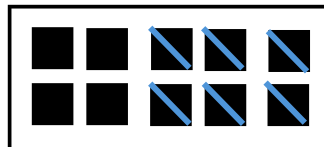
$$10 - 6 = 4$$



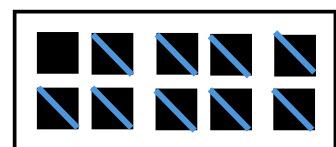
$$10 - 9 = 1$$



$$20 - 2 = 18$$


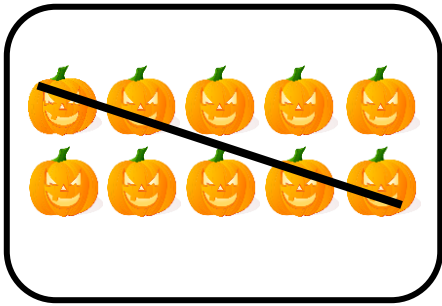


$$20 - 6 = 14$$


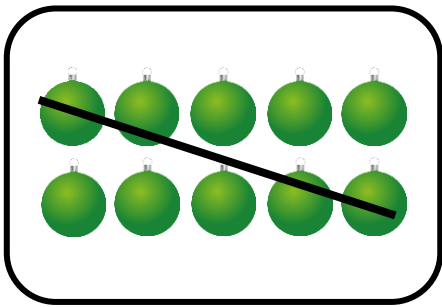


$$20 - 9 = 11$$

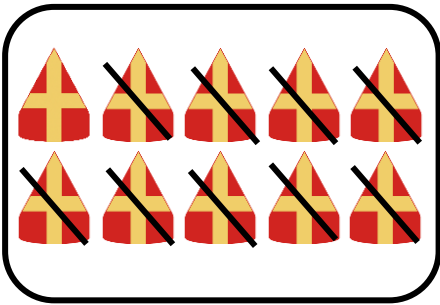
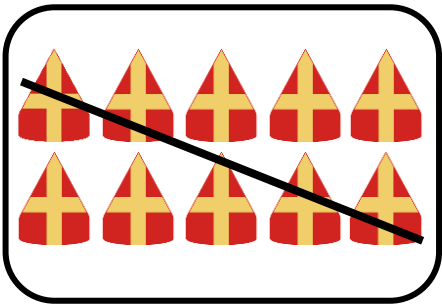
2. Los op.





$$20 - 14 = 6$$



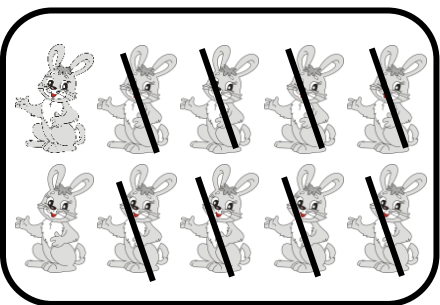

$$20 - 12 = 8$$



$$20 - 19 = 1$$

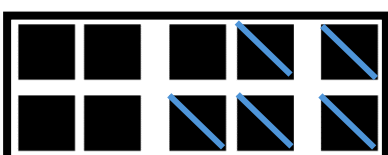
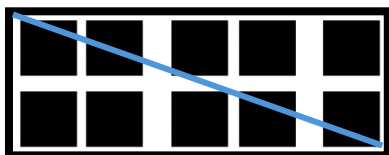


$$20 - 16 = 4$$




$$20 - 18 = 2$$

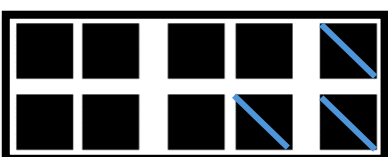
3. Doorstreek en los op.




$$20 - 15 = 5$$



$$20 - 11 = 9$$



$$20 - 13 = 7$$




$$20 - 17 = 3$$

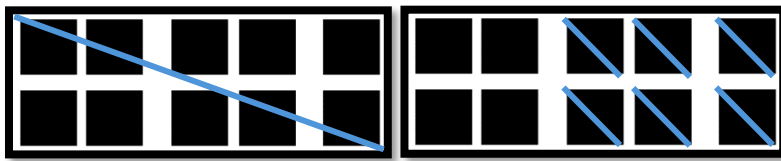


$$20 - 20 = 0$$

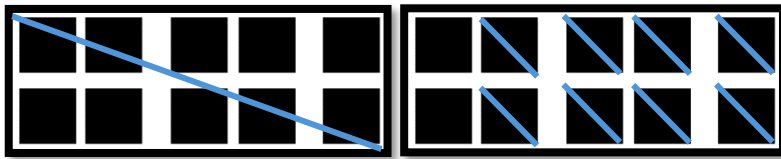
4. Vul de bewerking in en los op.



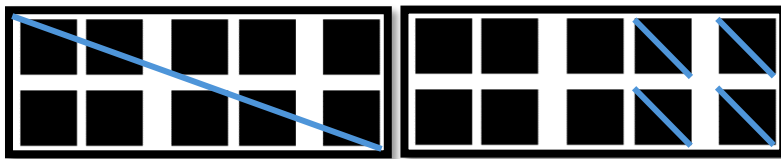
$$20 - 12 = 8$$



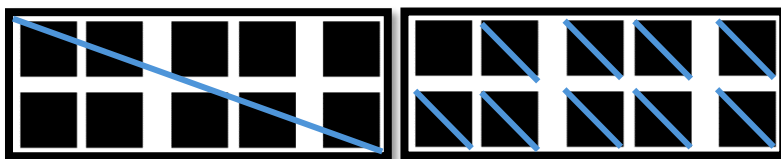
$$20 - 16 = 4$$



$$20 - 18 = 2$$



$$20 - 14 = 6$$



$$20 - 19 = 1$$

5. Los op.

$$20 - 14 = 6$$
$$20 - 12 = 8$$
$$20 - 18 = 2$$
$$20 - 11 = 9$$

$$20 - 20 = 0$$
$$20 - 16 = 4$$
$$20 - 13 = 7$$
$$20 - 15 = 5$$

$$20 - 17 = 3$$
$$20 - 10 = 10$$
$$20 - 19 = 1$$

6. Wat past bij elkaar? Verbind.

