



BEWERKINGEN TOT 10

Eerste leerjaar

Meester Warre
www.meesterwarre.be






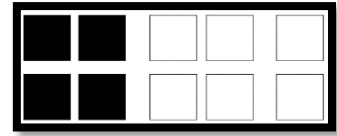
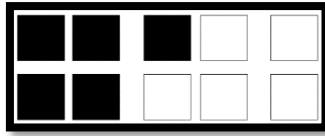
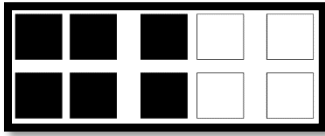
@meester_warre






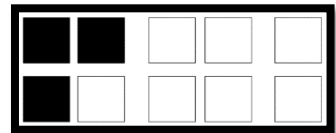
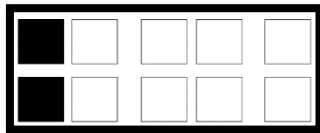
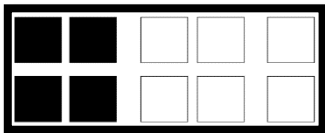
Meester Warre

Bijdoen of wegdoen

1. Maak evenveel. Teken bij.




2. Maak evenveel. Doorstreek.



Optellen tot 6



1. Hoeveel zijn er samen?




en





is



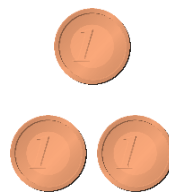
en




is



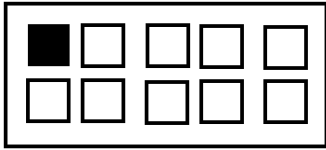
en



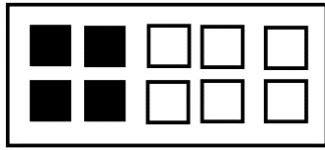
is



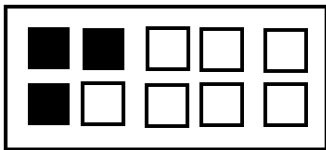
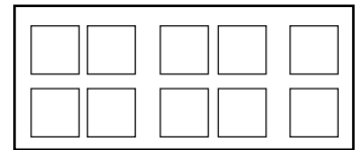
2. Hoeveel samen? Vul in.



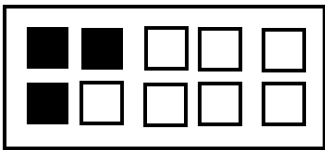
en



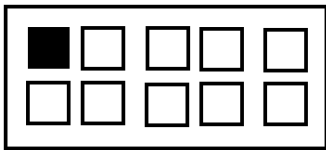
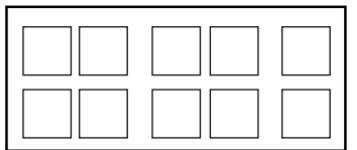
is



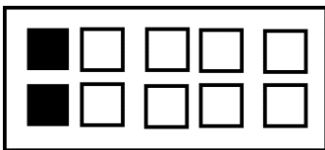
en



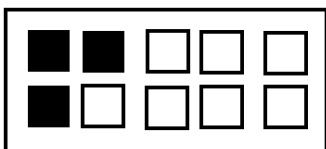
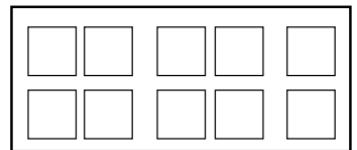
is



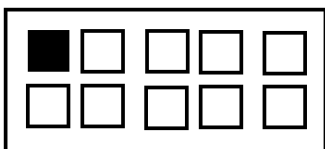
en



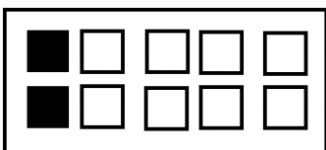
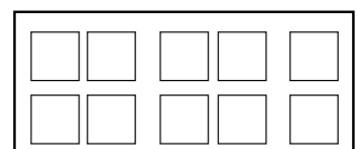
is



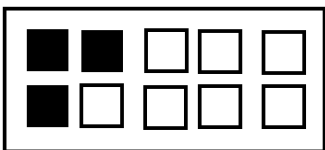
en



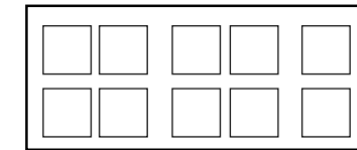
is



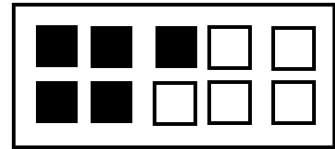
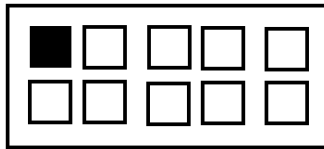
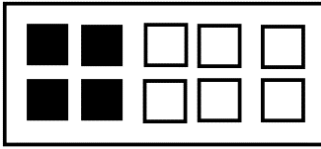
en



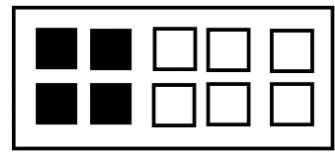
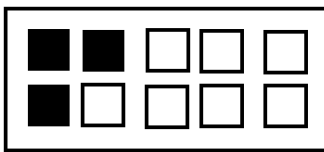
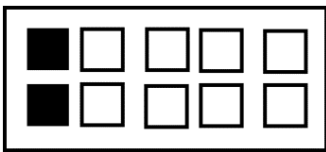
is



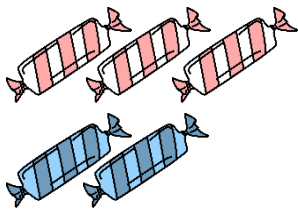
3. Teken er 1 bij. Hoeveel heb je dan samen?




4. Teken er 2 bij. Hoeveel heb je dan samen?



5. Schrijf en los op.




$$3 + \dots = \dots$$




$$2 + \dots = \dots$$




$$2 + \dots = \dots$$



$$3 + \dots = \dots$$



$$5 + \dots = \dots$$



$$4 + \dots = \dots$$

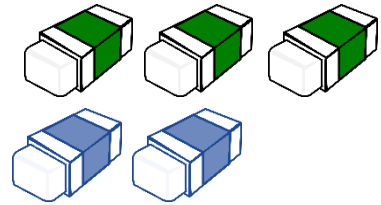
6. Schrijf en los op.




..... + =




..... + =




..... + =



..... + =



..... + =



..... + =

7. Los op.

$2 + 3 = \dots\dots\dots$

$1 + 4 = \dots\dots\dots$

$5 + 1 = \dots\dots\dots$

$6 + 0 = \dots\dots\dots$

$3 + 2 = \dots\dots\dots$

$4 + 1 = \dots\dots\dots$

$2 + 2 = \dots\dots\dots$

$5 + 0 = \dots\dots\dots$


$3 + 3 = \dots\dots\dots$

$4 + 2 = \dots\dots\dots$


$3 + 1 = \dots\dots\dots$

$0 + 1 = \dots\dots\dots$


8. Vul de bewerking verder aan.




$$3 + \dots = 5$$



$$4 + \dots = 6$$



$$2 + \dots = 4$$



$$1 + \dots = 6$$

9. Vul aan.

$$3 + \dots = 6$$

$$1 + \dots = 3$$

$$4 + \dots = 5$$

$$1 + \dots = 4$$

$$2 + \dots = 2$$

$$0 + \dots = 6$$


$$5 + \dots = 5$$

$$1 + \dots = 3$$


$$2 + \dots = 6$$

Aftrekken tot 6



1. Hoeveel zijn er over?




min





is




min



is



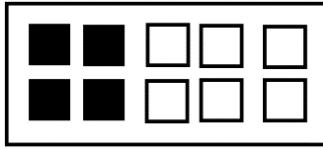
min



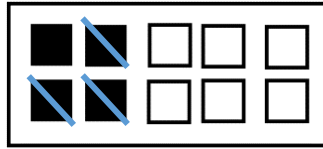
is



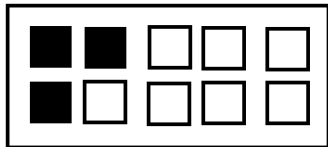
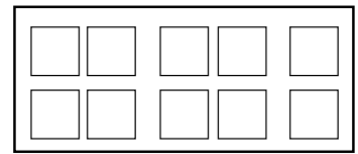
2. Hoeveel zijn er over? Vul in.



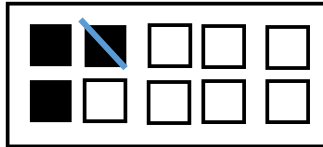
min



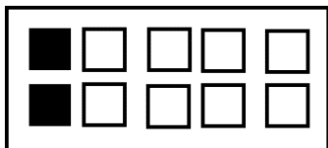
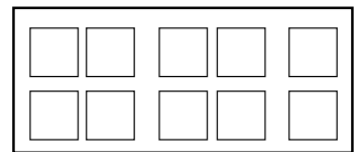
is



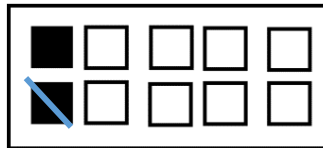
min



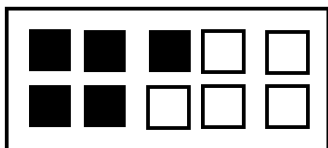
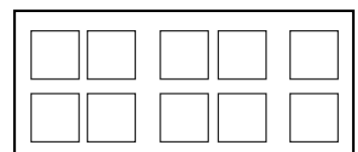
is



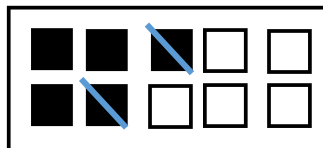
min



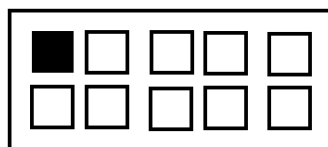
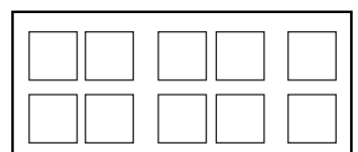
is



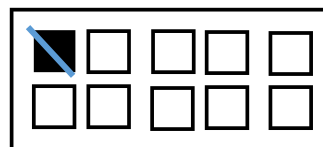
min



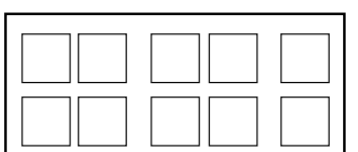
is



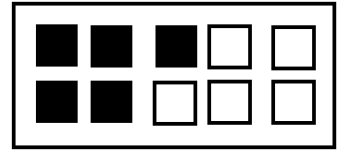
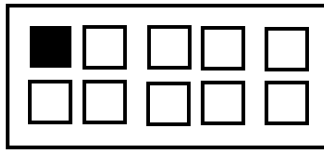
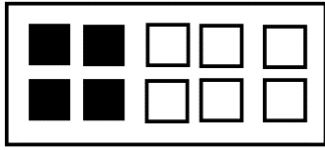
min



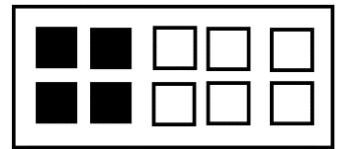
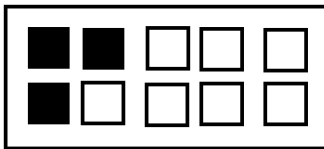
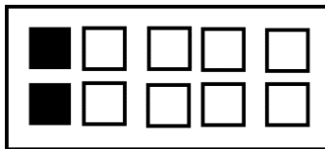
is



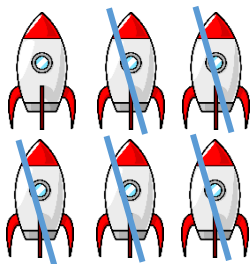
3. Schrap er 1. Hoeveel heb je nog over?



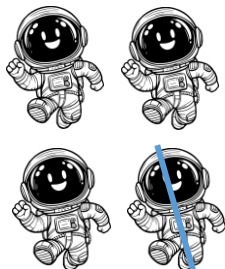
4. Schrap er 2. Hoeveel heb je nog over?




5. Schrijf en los op.



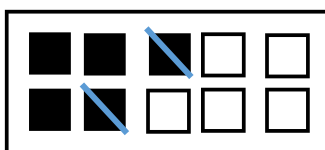
$$6 - \dots = \dots$$



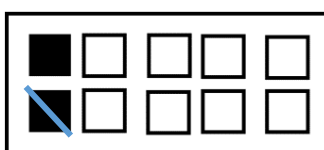
$$4 - \dots = \dots$$



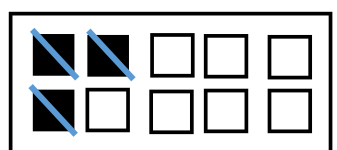
$$5 - \dots = \dots$$



$$5 - \dots = \dots$$




$$2 - \dots = \dots$$




$$3 - \dots = \dots$$


6. Schrijf en los op.



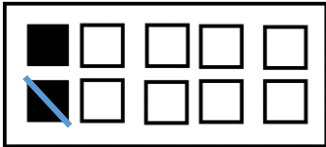
$$\dots - \dots = \dots$$



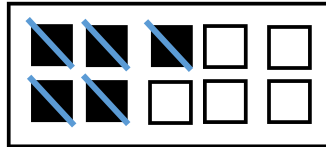
$$\dots - \dots = \dots$$



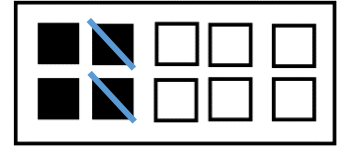
$$\dots - \dots = \dots$$



$$\dots - \dots = \dots$$



$$\dots - \dots = \dots$$



$$\dots - \dots = \dots$$

7. Los op.

$$5 - 2 = \dots\dots\dots$$

$$6 - 3 = \dots\dots\dots$$

$$4 - 1 = \dots\dots\dots$$

$$3 - 2 = \dots\dots\dots$$

$$6 - 5 = \dots\dots\dots$$

$$2 - 1 = \dots\dots\dots$$

$$5 - 4 = \dots\dots\dots$$

$$4 - 3 = \dots\dots\dots$$

$$3 - 1 = \dots\dots\dots$$

$$6 - 6 = \dots\dots\dots$$


$$5 - 2 = \dots\dots\dots$$

$$4 - 2 = \dots\dots\dots$$

8. Vul de bewerking verder aan.



$$5 - \dots = 2$$



$$6 - \dots = 4$$



$$4 - \dots = 1$$



$$4 - \dots = 3$$

9. Vul aan.

$$3 - \dots = 1$$

$$6 - \dots = 4$$

$$2 - \dots = 0$$

$$5 - \dots = 2$$

$$3 - \dots = 1$$

$$4 - \dots = 3$$


$$1 - \dots = 0$$

$$5 - \dots = 1$$

$$4 - \dots = 1$$

Bewerkingen tot 6 automatiseren

1. Wat hoort bij elkaar? Geef dezelfde kleur.



2. Los op.

$6 - 2 = \dots$

$5 - 5 = \dots$

$3 - 3 = \dots$

$2 + 4 = \dots$

$6 - 0 = \dots$

$1 + 5 = \dots$

$1 + 3 = \dots$

$4 + 1 = \dots$

$1 - 0 = \dots$

$2 + 1 = \dots$

$3 + 2 = \dots$

$3 - 1 = \dots$

$5 + 0 = \dots$

$6 - 3 = \dots$

$1 + 1 = \dots$

$0 + 0 = \dots$

$0 + 6 = \dots$

$5 + 1 = \dots$

$5 - 0 = \dots$

$5 - 1 = \dots$

$3 + 1 = \dots$

$6 - 2 = \dots$

$4 - 3 = \dots$

$4 + 2 = \dots$

$2 + 1 = \dots$

$6 - 3 = \dots$

$5 - 1 = \dots$

$5 - 4 = \dots$

$2 + 2 = \dots$

$3 + 2 = \dots$

$1 + 3 = \dots$

$6 + 0 = \dots$

$6 - 1 = \dots$

$3 + 3 = \dots$

$5 - 3 = \dots$







$3 + 0 = \dots$

$2 + 3 = \dots$

$6 - 3 = \dots$


$4 - 2 = \dots$

3. Verbind.



Optellen tot 10


1. Hoeveel zijn er samen?




en




is



en




is



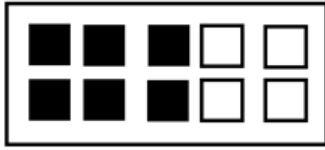
en



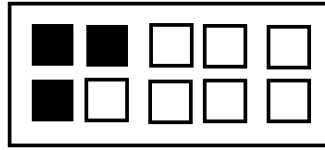
is




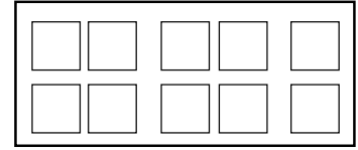
2. Hoeveel samen? Vul in.



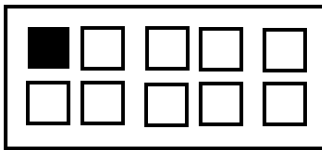
en



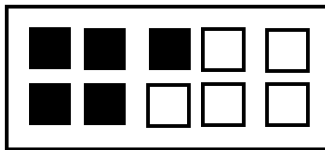
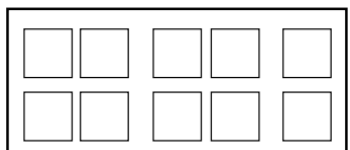
is



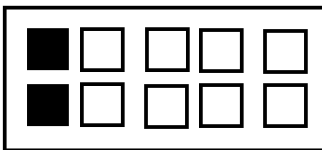
en



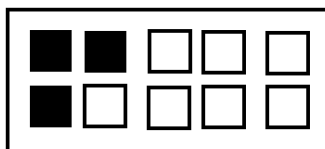
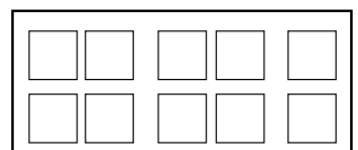
is



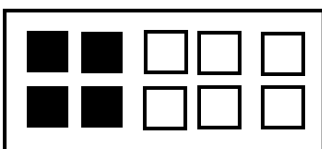
en



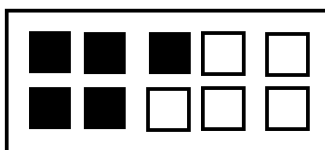
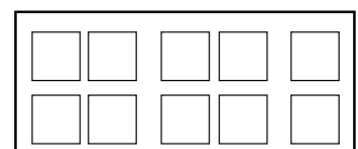
is



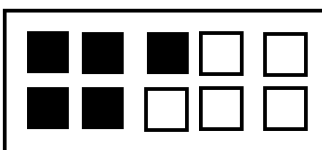
en



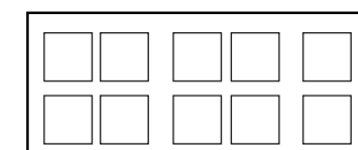
is



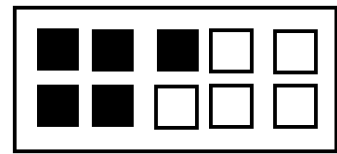
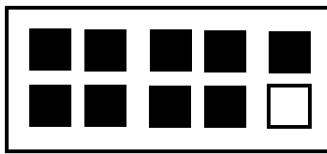
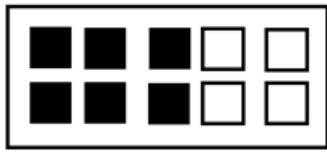
en



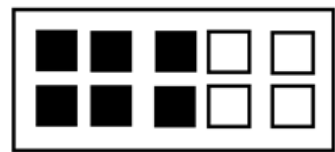
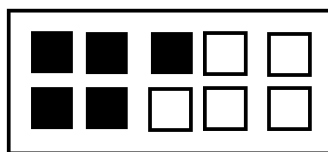

is



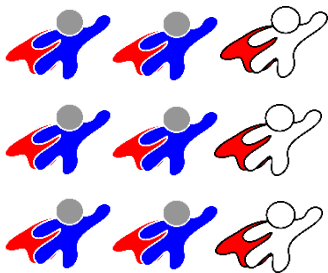
3. Teken er 1 bij. Hoeveel heb je dan samen?



4. Teken er 2 bij. Hoeveel heb je dan samen?



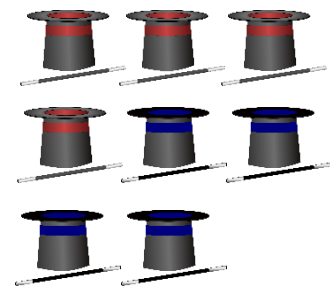
5. Schrijf en los op.




$$6 + \dots = \dots$$




$$3 + \dots = \dots$$




$$4 + \dots = \dots$$



$$6 + \dots = \dots$$




$$7 + \dots = \dots$$




$$4 + \dots = \dots$$

6. Schrijf en los op.




..... + =



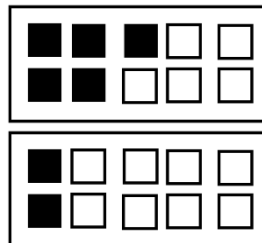
..... + =



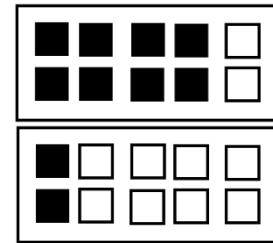
..... + =



..... + =



..... + =



..... + =

7. Los op.

$0 + 10 = \dots\dots\dots$

$3 + 6 = \dots\dots\dots$

$9 + 0 = \dots\dots\dots$

$1 + 8 = \dots\dots\dots$

$2 + 7 = \dots\dots\dots$

$6 + 3 = \dots\dots\dots$

$2 + 6 = \dots\dots\dots$

$1 + 9 = \dots\dots\dots$

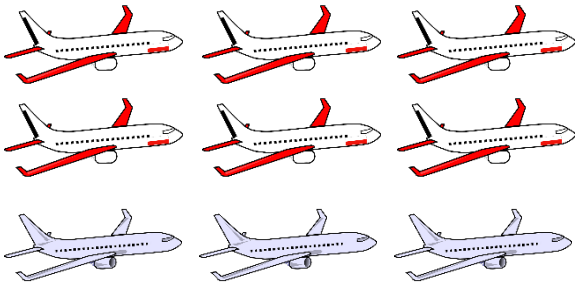
$4 + 4 = \dots\dots\dots$

$5 + 5 = \dots\dots\dots$

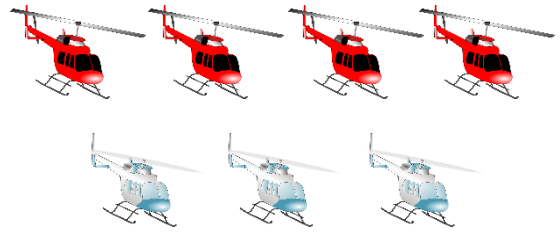
$3 + 3 = \dots\dots\dots$

$7 + 0 = \dots\dots\dots$


8. Vul de bewerking verder aan.



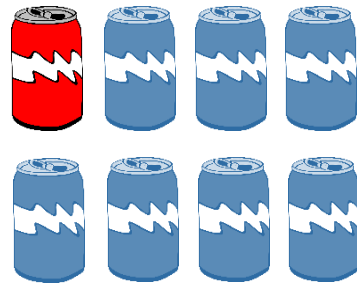
$$6 + \dots = 9$$



$$4 + \dots = 7$$



$$3 + \dots = 10$$



$$1 + \dots = 8$$

9. Vul aan.

$$4 + \dots = 8$$

$$2 + \dots = 8$$

$$2 + \dots = 9$$

$$1 + \dots = 7$$

$$3 + \dots = 9$$

$$0 + \dots = 6$$


$$5 + \dots = 10$$

$$6 + \dots = 7$$


$$7 + \dots = 10$$

Aftrekken tot 10

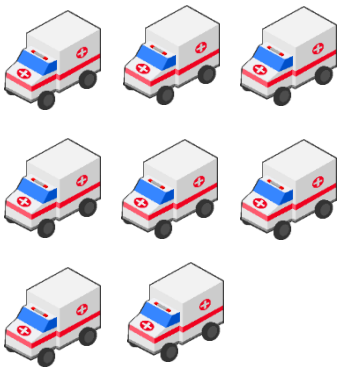

1. Hoeveel zijn er over?



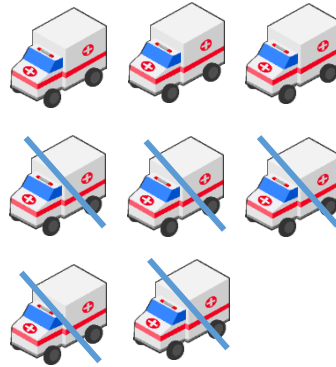
min



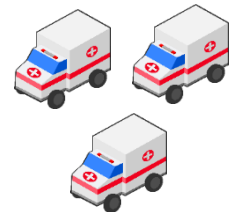
is



min



is




min



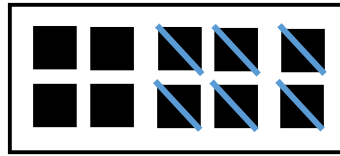
is



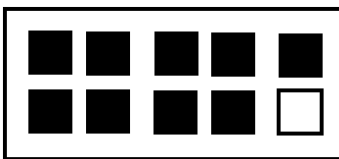
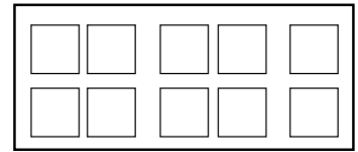
2. Hoeveel zijn er over? Vul in.



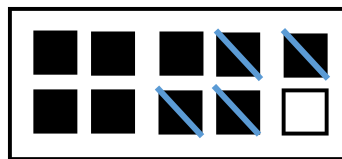
min



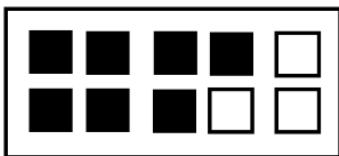
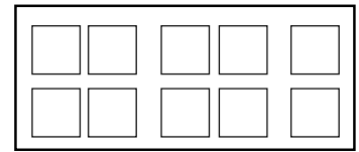
is



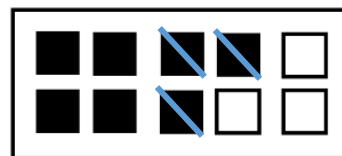
min




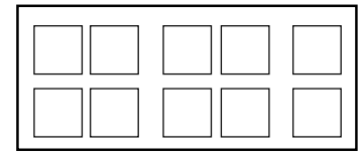
is



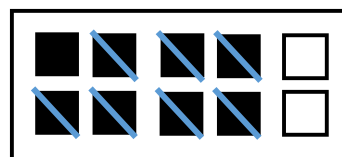
min



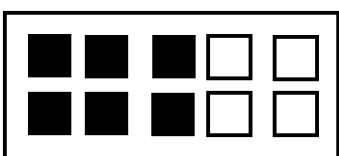
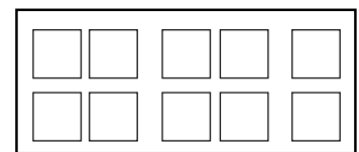
is



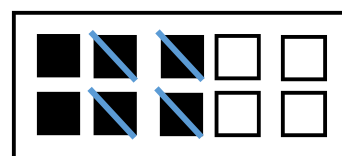
min



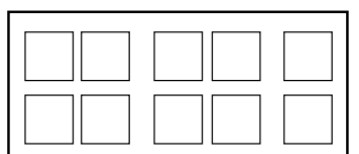
is




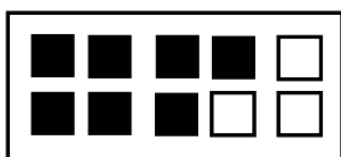
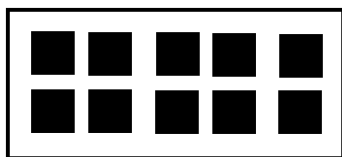
min



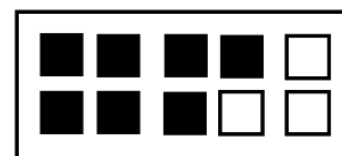
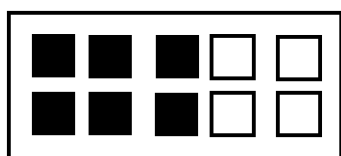

is




3. Schrap er 1. Hoeveel heb je nog over?




4. Schrap er 2. Hoeveel heb je nog over?



5. Schrijf en los op.



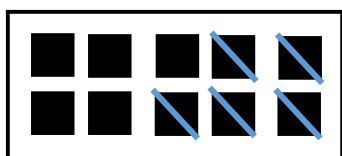
$$7 - \dots = \dots$$



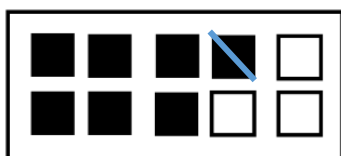
$$9 - \dots = \dots$$



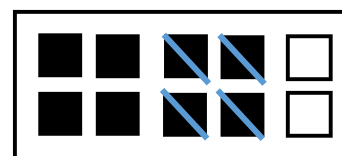
$$8 - \dots = \dots$$



$$10 - \dots = \dots$$



$$7 - \dots = \dots$$



$$8 - \dots = \dots$$

6. Schrijf en los op.




..... - =



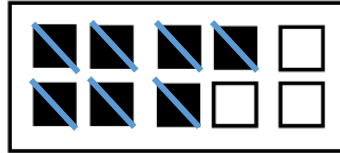
..... - =



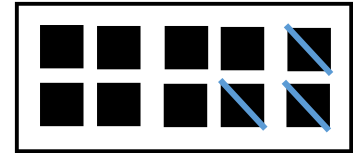
..... - =



..... - =



..... - =



..... - =

7. Los op.

10 - 1 =

8 - 3 =

10 - 4 =

9 - 6 =

8 - 7 =

9 - 7 =

10 - 10 =

9 - 8 =


8 - 6 =

6 - 6 =

5 - 2 =

4 - 2 =


8. Vul de bewerking verder aan.




$$7 - \dots = 2$$



$$9 - \dots = 5$$



$$10 - \dots = 3$$



$$8 - \dots = 4$$

9. Vul aan.

$$9 - \dots = 3$$

$$10 - \dots = 4$$

$$10 - \dots = 2$$

$$7 - \dots = 2$$

$$9 - \dots = 1$$

$$8 - \dots = 3$$


$$8 - \dots = 0$$

$$8 - \dots = 4$$

$$7 - \dots = 4$$

Bewerkingen tot 10 automatiseren

1. Wat hoort bij elkaar? Geef dezelfde kleur.



2. Los op.

$5 - 4 = \dots$

$10 - 2 = \dots$

$9 - 4 = \dots$

$0 + 3 = \dots$

$8 - 2 = \dots$

$5 + 5 = \dots$

$6 + 2 = \dots$

$4 + 6 = \dots$

$8 - 0 = \dots$

$6 + 1 = \dots$

$3 + 2 = \dots$

$9 - 7 = \dots$

$4 + 4 = \dots$

$4 - 4 = \dots$

$4 + 3 = \dots$

$5 + 4 = \dots$

$0 + 9 = \dots$

$5 + 3 = \dots$

$9 - 1 = \dots$

$7 - 7 = \dots$

$6 + 4 = \dots$

$7 - 5 = \dots$

$8 - 7 = \dots$

$4 + 2 = \dots$

$2 + 5 = \dots$

$7 - 3 = \dots$

$3 + 6 = \dots$

$7 - 4 = \dots$

$5 + 5 = \dots$

$9 + 0 = \dots$

$8 + 0 = \dots$

$2 + 4 = \dots$

$6 - 5 = \dots$

$1 + 3 = \dots$

$9 - 3 = \dots$

$8 + 1 = \dots$

$6 + 3 = \dots$

$6 - 3 = \dots$

$8 - 5 = \dots$